






```

HTML Code
1 </--
2 Este código hace que el botón se oculte con un efecto de "fade down" cuando el usuario llega al final de la página.
3 -->
4 <script>
5 window.addEventListener("scroll", function() {
6   var button = document.querySelector("#book-now-btn");
7   // Cambia #book-now-btn por el ID real de tu botón */
8   var scrollTop = window.innerHeight + window.scrollY;
9   var documentHeight = document.body.offsetHeight;
10  if (scrollTop >= documentHeight) {
11    button.classList.add("hidden");
12  } else {
13    button.classList.remove("hidden");
14  }
15  });
16 </script>
17
Add your own custom CSS
1 /* Estilo para el botón */
2 #book-now-btn { /* Cambia #book-now-btn por el ID real de tu botón */
3   position: fixed;
4   bottom: 70px;
5   left: 50%;
6   transform: translateX(-50%);
7   z-index: 9999;
8   background-color: transparent; /* Sin fondo */
9   border: none; /* Sin borde */
10  color: #000; /* Color del texto */
11  font-size: 0px;
12  padding: 0; /* Sin padding */
13  box-shadow: none; /* Sin sombra */
14  cursor: pointer; /* cursor de puntero */
15  transition: opacity 0.5s ease, transform 0.5s ease; /* Transiciones suaves */
16 }
17
18 /* Estilo para ocultar el botón */
19 .hidden {
20   opacity: 0; /* Oculta el botón */
21   transform: translate(-50%, 50px); /* Mueve el botón hacia abajo */
22 }
23
Use custom CSS to style your content or add the "selector" prefix to target specific elements.

```


Share this:    

You may also like



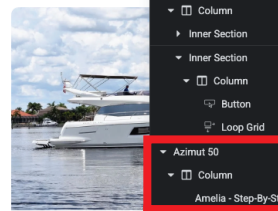
SEA RAY SEDAN BRIDGE 52
Starting at \$1,150

[More details](#)



AZIMUT 50
Starting at \$800

[More details](#)



PRESTIGE 60
Starting at \$1,200

[More details](#)

[Book Now](#)

[ameliastepbooking trigger=Book_Azimut50 trigger_type=id in_dialog=1 service=1]

[ameliastepbooking trigger=Book_Prestige60 trigger_type=id in_dialog=1 service=4]

[ameliastepbooking trigger=Book_Azimut62 trigger_type=id in_dialog=1 service=5]

[ameliastepbooking trigger=Book_SeaRaySedan52 trigger_type=id in_dialog=1 service=2]

Structure

- Code Button
- Column
 - HTML
 - 01-Yacht preview
 - 02-Yacht detail
 - 03-Related yacht
 - Column
 - Inner Section
 - Inner Section
 - Column
 - Button
 - Loop Grid
 - Azimut 50
 - Column
 - Amelia - Step-By-Step Booking
 - Prestige 60
 - Column
 - Amelia - Step-By-Step Booking
 - Azimut 62
 - Column
 - Amelia - Step-By-Step Booking
 - Sea Ray Sedan Bridge 52
 - Column
 - Amelia - Step-By-Step Booking

Edit Button

Content Style Advanced

▼ Button

Type: Default

Text: Book Now

Link: Popup

Icon:

Button ID: ACF Field (Bo...)

Please make sure the ID is unique and not used elsewhere on the page this form is displayed. This field allows A-Z 0-9 & underscore chars without spaces.

Need Help

Edit Amelia - Step-By-Step Booking

Content Advanced

Amelia - Step-By-Step Booking

Step-by-Step booking view guides the customers through several steps in order to make their bookings.

Preselect Booking Parameters: Yes

Select Service: AZIMUT 50 (id: 1)

Select Employee: Show all employees

Load booking form manually: Book_Azimut50

Add element (button, link...) ID, that will manually load amelia shortcode content

Trigger type: Id

Trigger by attribute

Show in Amelia Popup: Yes

Need Help

Edit Amelia - Step-By-Step Booking

Content Advanced

Amelia - Step-By-Step Booking

Step-by-Step booking view guides the customers through several steps in order to make their bookings.

Preselect Booking Parameters: Yes

Select Service: PRESTIGE 60 (id: 4)

Select Employee: Show all employees

Load booking form manually: Book_Prestige60

Add element (button, link...) ID, that will manually load amelia shortcode content

Trigger type: Id

Trigger by attribute

Show in Amelia Popup: Yes

Need Help

Edit Amelia - Step-By-Step Booking

Content Advanced

Amelia - Step-By-Step Booking

Step-by-Step booking view guides the customers through several steps in order to make their bookings.

Preselect Booking Parameters: Yes

Select Service: AZIMUT 62 (id: 5)

Select Employee: Show all employees

Load booking form manually: Book_Azimut62

Add element (button, link...) ID, that will manually load amelia shortcode content

Trigger type: Id

Trigger by attribute

Show in Amelia Popup: Yes

Need Help

Edit Amelia - Step-By-Step Booking

Content Advanced

Amelia - Step-By-Step Booking

Step-by-Step booking view guides the customers through several steps in order to make their bookings.

Preselect Booking Parameters: Yes

Select Service: SEA RAY SEDAN 52 (id: 2)

Select Employee: Show all employees

Load booking form manually: Book_SeaRaySedan52

Add element (button, link...) ID, that will manually load amelia shortcode content

Trigger type: Id

Trigger by attribute

Show in Amelia Popup: Yes

Need Help